

Sand

Sands of time...This warm, neutral color is awash in subtle shading and varied tones. With gentle shifts and earth-inspired details, Sand is an inviting and inventive canvas for creative décor.




Spice

Spice of life...Earthy, terra cotta tones take on added drama when dashed with spicy details. Inspired by the color of ancient clays, this authentic shade adds rich dimension to any design.





Marrone

More and more...The rustic mix of reds and browns is a passionate recreation of true stone colors. An ideal backdrop for a range of styles, this genuine hue will leave you wanting more.



Carbon

Carbon, but no copy...This deep charcoal color is without equal. Its daring shades of gray are a combustion of contemporary sensibilities and earthen creation; its intense tones are indulgent, versatile and incomparable.



Color Specifications and Sizes Available

Nominal Size	Sand	Spice	Marrone	Carbon
6" x 6"	CL1501000	CL4401000	CL2501000	CL9901000
12" x 12"	CL1505000	CL4405000	CL2505000	CL9905000
18" x 18"	CL1507000	CL4407000	CL2507000	CL9907000
3" x 12" Bullnose	CL1559000	CL4459000	CL2559000	CL9959000
6" x 6" Bullnose	CL1580000	CL4480000	CL2580000	CL9980000
6" x 6" Bullnose Corner	CL1581000	CL4481000	CL2581000	CL9981000
2" x 2" Mosaic (mesh mounted)	CL15AT000	CL44AT000	CL25AT000	CL99AT000

V4 RANDOM SHADE VARIATION

Random color differences from tile to tile, so that one tile may have totally different colors from that of other tiles. These tiles should not be selected by the consumer from just one or two pieces.

Technical Specifications

Breaking Strength	396 lbs. Min.	ASTM C648
Glaze Hardness	6 Moh's	
Water Absorption	<0.5%†	ASTM C373
Coefficient of Friction (Dry)	0.6*	ASTM C1028
Coefficient of Friction (Wet)	0.6*	ASTM C1028
PEI	3	

All Esquire products meet or exceed all standards in ANSI A137.1. *Due to the inherent nature of fired porcelain tile, it is important to note that the coefficient of friction may vary within and between product runs.

† Frost Resistant
♻️ ADA Compliant

Colors shown in this brochure may vary from actual product. Final selection should be made from actual product samples.

Part #CLBRO

Care and Maintenance

Chateau Lyon is a stain-resistant porcelain tile requiring no special care. Simply wipe up spills with a damp cloth or sponge. Regular cleaning with a mop and mild detergent is recommended.

Installation

- Recommended for interior and exterior use.
- Tiles are consistently square for uniform installation.
- Tiles are of uniform thickness for a smooth surface.

©2006 Florim USA, Clarksville, TN

Floor Product Category

PREMIUM PORCELAIN Porcelain body tile for a lifetime of durability and beauty.



A FLORIM USA Brand
For the Esquire Distributor nearest you,
call toll free 877-370-5503
www.esquire-tile.com

